

Appendix H. Watershed Network Survey Results

This appendix summarizes findings from surveys and facilitated feedback-gathering discussions administered during Watershed Network meetings. These data collection efforts were designed to formally capture participants' perspectives, experiences, and feedback, in addition to insights gathered through live discussions and relationship-building engagement. The results represent a valuable snapshot of qualitative input from participants at the time of Watershed Network meetings, at key points in the development of the American, Bear, and Cosumnes (ABC) Watersheds Resilience Plan. Responses collected offer context that is used to inform ongoing learning and responsiveness of the ABC Watersheds Resilience Plan.

Surveys have been offered in both virtual and paper formats during in-person meetings to broadly accommodate different accessibility needs and participant preferences. During administration, facilitators adapt data collection methods in real time based on the context and dynamics of each meeting and its audience. For example, during the November 13, 2024, Tribal and Frontline Community Focus Group meeting, the facilitation team pivoted away from virtual survey tools and live polling in favor of an informal, facilitated discussion with notes captured by staff. This shift was made to better connect with a smaller group and create a more personable, culturally responsive experience. This approach prioritized relationship-building and open dialogue to allow for more rich discussion; while data were captured through a less standardized process, the discussion was able to yield authentic qualitative insights.

Response rates varied by meeting, and survey results should be considered indicative rather than exhaustive.

Results from November 13, 2024: Tribal and Frontline Community Focus Group

Participants in the Tribal and Frontline Communities Focus Group raised concerns about the disproportionate impacts of climate change on Tribal and vulnerable frontline communities, particularly related to access to resources, disaster preparedness, and coordination of resilience efforts. The group emphasized the need for equitable access to financial assistance for families and communities that struggle to meet basic needs, such as paying water and utility bills.

Emergency preparedness emerged as a high-priority concern, with participants noting that many individuals and families are not physically or financially prepared for climate-related emergencies. Language access was identified as critical to ensuring that non-English speaking communities receive important information in a timely manner.

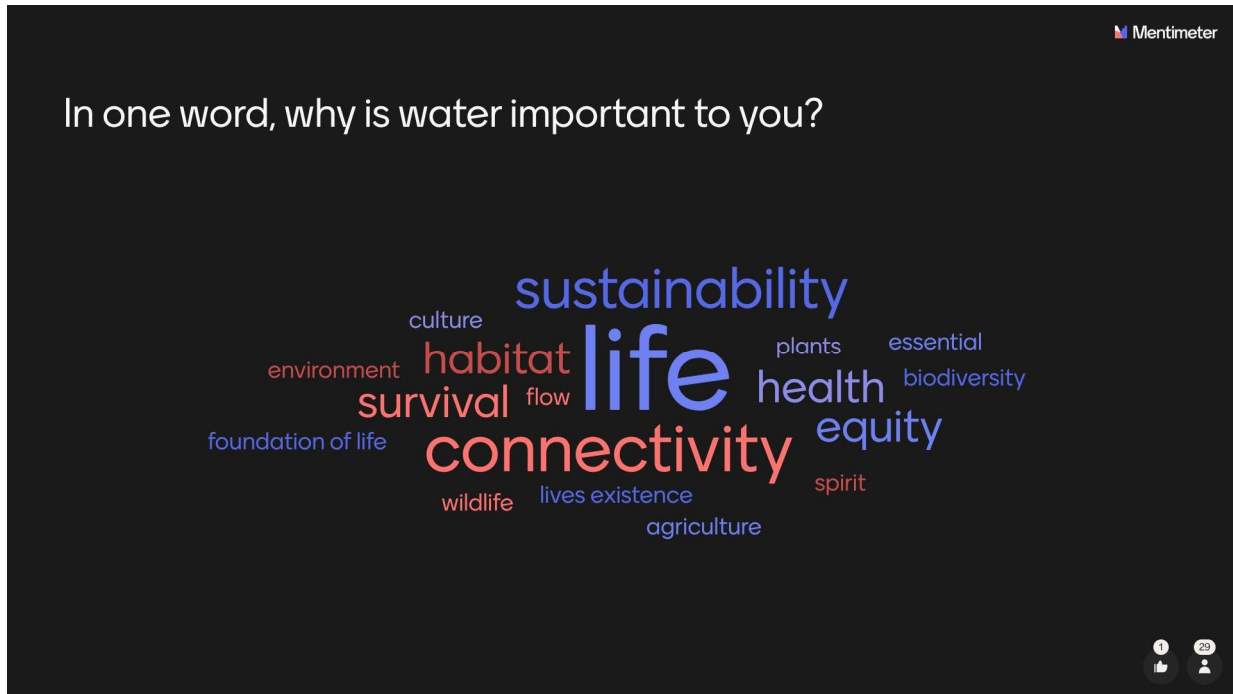
Flood risk and water management were also identified as significant climate concerns, referencing fewer and more intense storms resulting from climate change; in turn, these can lead to too much water arriving at undesirable or damaging times. Participants further highlighted the importance of improved coordination across agencies and sectors, expressing concerns about siloed efforts limiting the effectiveness of climate resilience strategies and emergency response.

[November 13, 2024: Tribal and Frontline Community Focus Group Meeting Notes](#)

Results from February 10, 2025, Watershed Network Meeting Survey

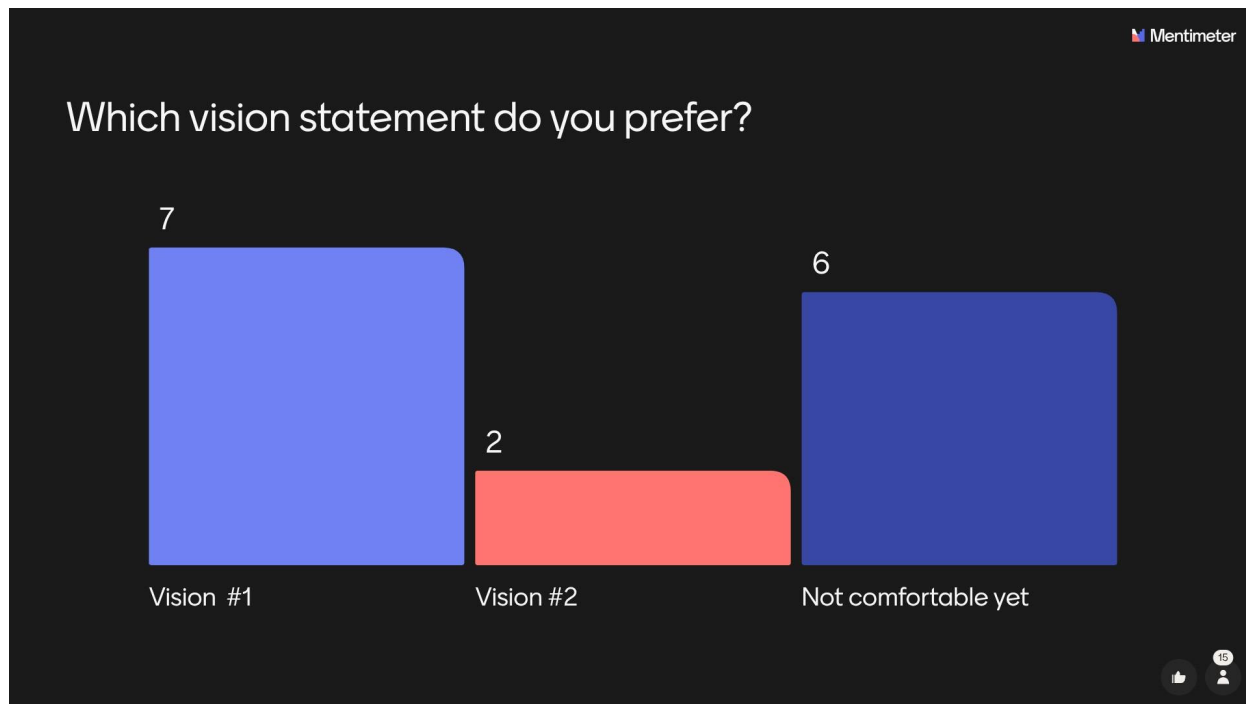
A total of 31 participants responded to the survey administered during the February 10, 2025, Watershed Network meeting. This survey opened with an invitation for participants to reflect on why water is important to them through a one-word response. Among these responses, "life" was submitted by 19

participants, underscoring the foundational significance of water and helping frame the importance of watershed resilience in discussion.



Participants were also asked to review and respond to two draft vision statements developed for the ABC Watersheds Resilience Pilot Project. Respondents were invited to vote on their preferred vision statement and provide feedback through written responses in addition to participating in group discussion.

Feedback collected addressed elements of each vision statement that resonated with participants, as well as providing an open-ended space for suggestions and additional comments. Some participants expressed a clear preference, while others indicated a desire for additional dialogue and refinement before submitting a vote. The accompanying discussion emphasized the importance of reflecting a prioritization of ecological sustainability across the full project area and the need for an action-oriented vision statement that clearly connects planning efforts to tangible outcomes.



Overall, the survey results and discussion revealed areas of alignment and informed opportunities for further refinement of the pilot project vision.

[February 10, 2025 Watershed Network Meeting Survey Results](#)

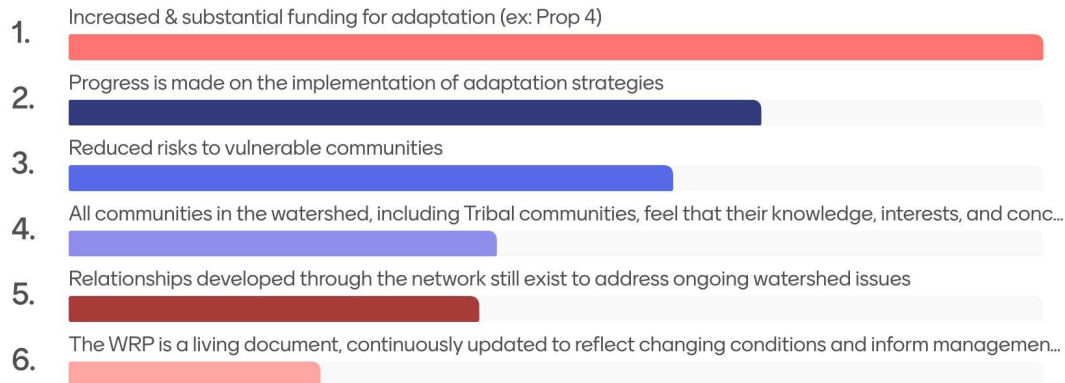
Results from May 19, 2025, Watershed Network Meeting

In total, 19 participants responded to the survey administered during the May 19, 2025, Watershed Network meeting. This survey was designed to gather participant input on the following:

- How should success be defined for the ABC Watersheds Resilience Pilot?
- Which water sectors are seen as the most vulnerable to climate impacts?
- Which indicators or metrics could be used to track progress over time?

Participants were invited to rank desired outcomes in order of importance and suggest additional outcomes not already provided or discussed. The highest ranked outcome was identified as increased funding for adaptation, followed by the visible progress on the implementation of adaptation strategies identified in the Watershed Report.

How will you know that this initiative was a success - Desired outcomes? Please rank in order of importance



Participants were also invited to rank their level of concern for various extreme weather events. Wildfire and drought emerged as the highest-level concerns for the ABC watersheds. When given the opportunity to provide open-ended responses to identifying additional hazards, participants indicated lightning storms, power line risks, cold impacts, and damaging ecological outcomes after wildfire. Additionally, the survey asked participants to focus on which climate impacts are most severely impactful to frontline communities. Participants noted that fire and flood have particularly severe impacts on Tribal Cultural Uses, including the ability to gather native plants and cultural materials, as well as heightened risks to elders during extreme temperatures.

Rank the extreme weather events that concern you the most for the American, Bear, and Cosumnes River watersheds. 1 = most concerning and 5 = least



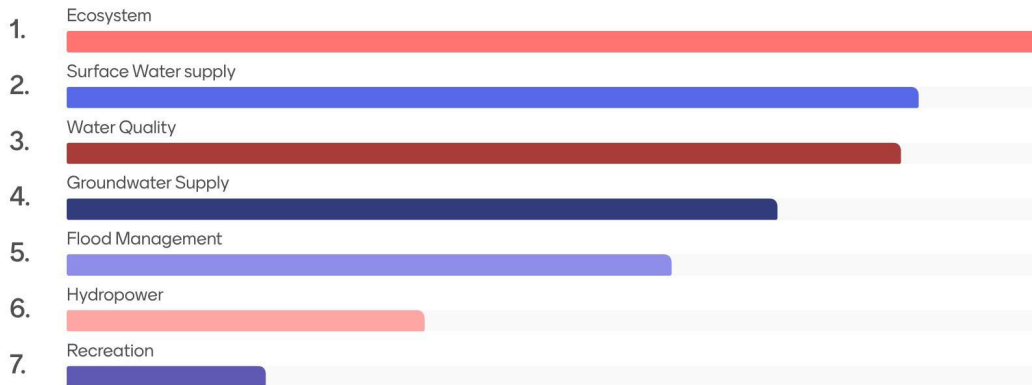
Participants identified clear coordination across jurisdictions and sectors as a successful outcome that would lead to improved watershed and community resilience, emphasizing the importance of strong alignment around a shared vision and a desire to see planning efforts lead to tangible results. When asked to identify water sectors most vulnerable to climate change, participants highlighted small and rural water systems; domestic wells; ecosystems; and upstream watershed conditions. Additional suggested metrics and indicators for supporting accountability and evaluation of project success emphasized watershed and forest health, system reliability, and locally appropriate measures across the region.

What are some other desired outcomes for success that we have not yet captured?

Na	A unified and shared vision on how to advance nature based solutions.	Measurable resilience improvements that can be communicated to community and funders	Increased collaboration leading to improved likelihood of receiving outside funding for projects that provide broad benefits within the watershed(s).
1. Sharing/working with the public 2. Collaborating with agencies/communities for projects	Information resources for stakeholders and TA for small groups who want to participate in these conversations but don't have the capacity to do so.	Public engagement and awareness of desired goals and outcomes	Accomplishing tangible, applied restoration and conservation watershed projects rather than just theoretical, conceptual models



Which water sectors do you feel are most vulnerable to changes in climate? 1 = most vulnerable and 7 = least vulnerable



What additional indicators or metrics would be useful in describing vulnerability?

Affordability - what is the cost of water among communities	Looking at impact on indicator species, plant biodiversity strength, and the most vulnerable human communities such as Tribal people and the impact on our ability to collect cultural materials.	Are there sufficient resources\$ and technically/scientificallly defensible justifications to invest in and MAINTAIN, improve, and adapt mitigation measures as impacts likely intensify.	Consider that the metrics may vary based on lower vs. upper basin
Impacts of climate change on water supply reliability, and part of that is the health of the river.	Forest and watershed state indicators.		

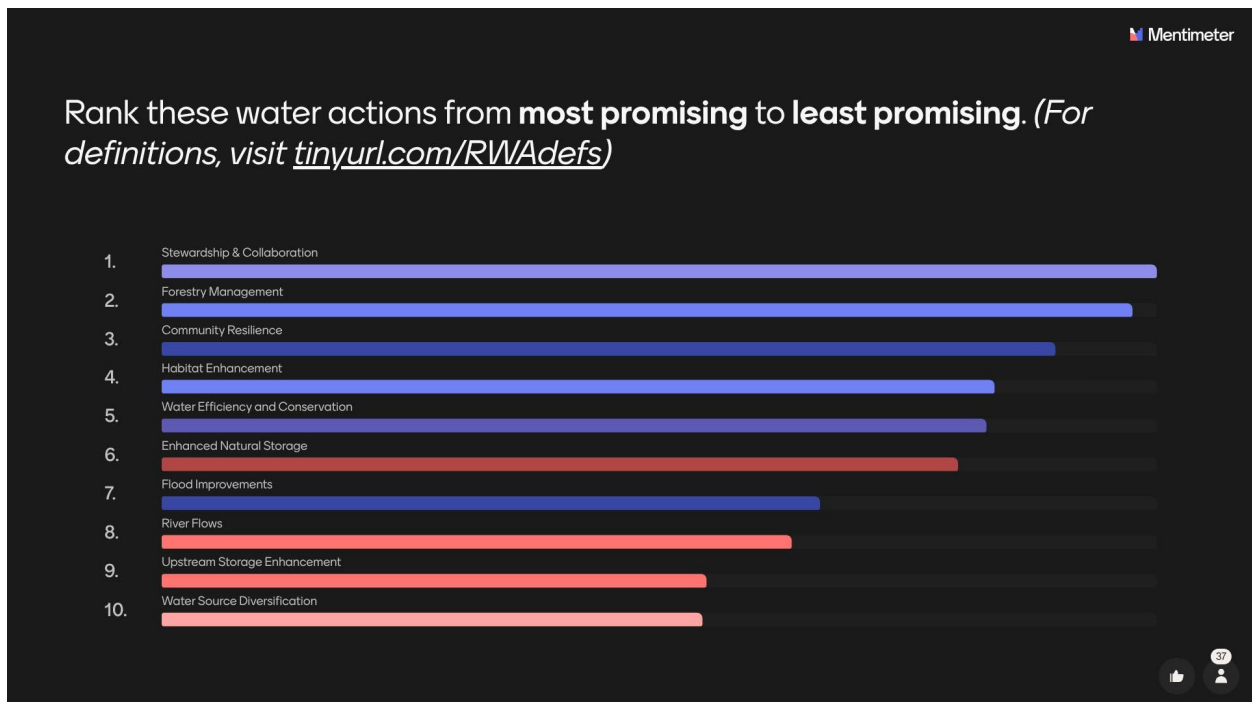


[May 19, 2025 Watershed Network Meeting Survey Results](#)

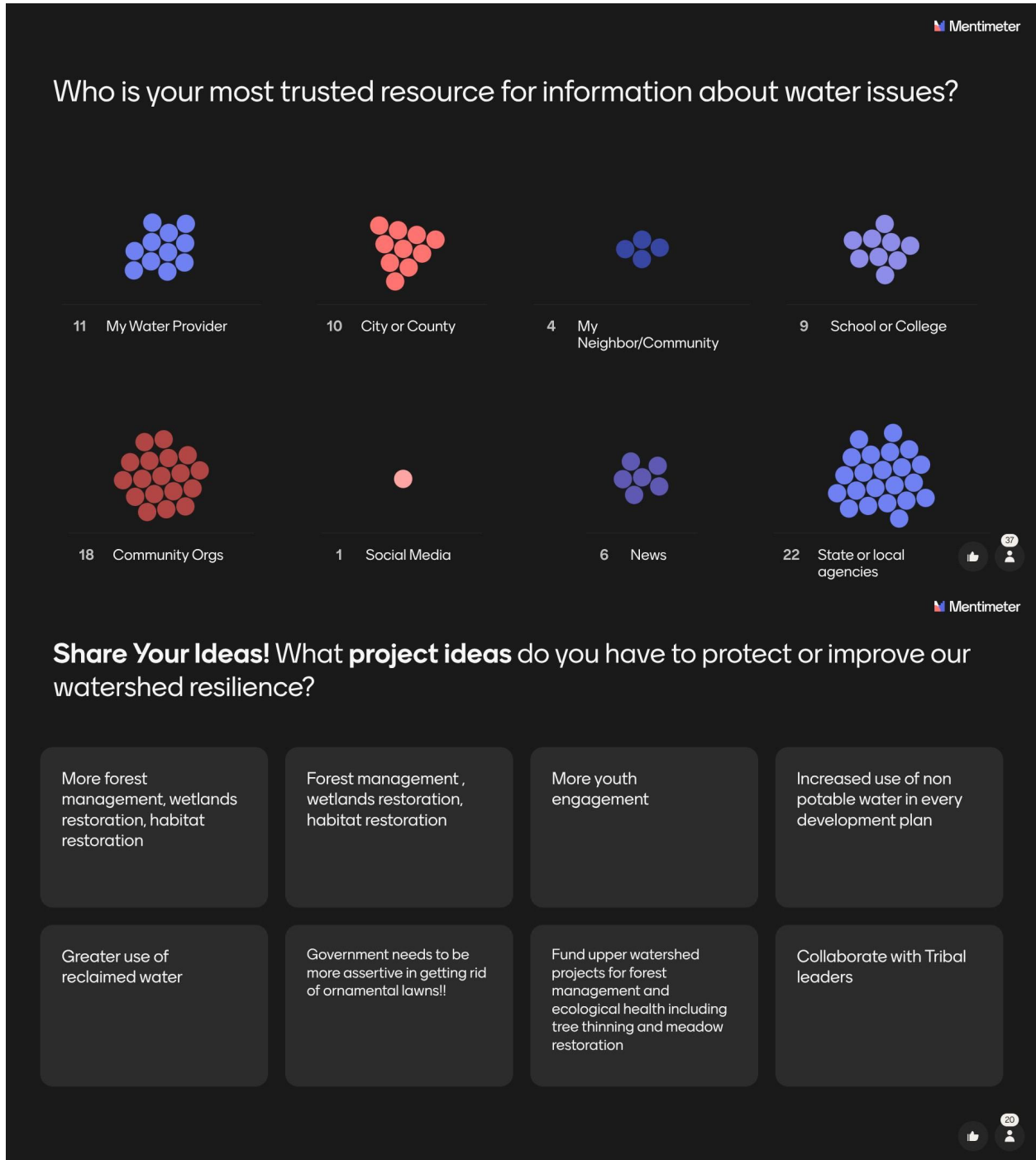
Results from November 14, 2025, Watershed Network Meeting

During the in-person Watershed Network meeting and Nimbus Basin tour on November 14, 2025, participants were invited to share their perspectives through a survey available both online and in a printed format. The survey yielded 47 total responses and gathered qualitative insights related to climate concerns, trusted information sources, preferred support types, and priorities for climate adaptation across the ABC watersheds.

Across responses, participants consistently identified water quality, extreme heat, and wildfire as the most pressing climate-related concerns. Fire and extreme hydrology ranked highest among major environmental impacts. Participants expressed strong interest in solutions that emphasize collaboration, forest management, habitat enhancement, and community resilience, often favoring integrated and stewardship-based approaches over exclusively infrastructure-focused strategies.



Participants identified state and local agencies, as well as community-based organizations, as the most trusted sources of water and climate information, while social media ranked lowest in trust. Respondents expressed a desire for transparent information sharing and meaningful opportunities to participate in shaping resilience solutions. Support systems that rose to the top for community preference included education, hands-on involvement, and project approaches (which included both local actions and policy-level changes that integrate ecological restoration, modern water management, and community engagement).



[November 14, 2025 Watershed Network Meeting Survey Results](#) (reflects responses collected both virtually and on paper)